










## BIFA Membership opinion regarding EU Exit




| Do you understand the correct procedures to import goods into the United Kingdom in the following areas? |                |                |                |                |
|--|----------------|----------------|----------------|----------------|
|  | Yes            | No             | N/A            | Response Total |
| Customs procedures   | 85.7%<br>(360) | 12.1%<br>(51)  | 2.1%<br>(9)    | 420            |
| Requirement for an import safety and security declaration  | 57.1%<br>(240) | 35.2%<br>(148) | 7.6%<br>(32)   | 420            |
| Products of animal origin  | 39.5%<br>(166) | 28.6%<br>(120) | 31.9%<br>(134) | 420            |
| Fresh fruit and vegetables   | 32.4%<br>(136) | 31.9%<br>(134) | 35.7%<br>(150) | 420            |
| Understand that guarantees may be required for goods imported from the EU                                | 72.6%<br>(305) | 23.6%<br>(99)  | 3.8%<br>(16)   | 420            |
|  |                |                | answered       | 420            |
|  |                |                | skipped        | 0              |

### Matrix Charts

| 1. Customs procedures |           |  |                 |      |                    | Response Percent | Response Total  |
|-----------------------|-----------|--|-----------------|------|--------------------|------------------|-----------------|
| 1                     | Yes       |  |                 |      |                    | 85.7%            | 360             |
| 2                     | No        |   |                 |      |                    | 12.1%            | 51              |
| 3                     | N/A       |   |                 |      |                    | 2.1%             | 9               |
| <b>Analysis</b>       | Mean:     | 1.16   | Std. Deviation: | 0.42 | Satisfaction Rate: | 8.21             | answered<br>420 |
|                       | Variance: | 0.18   | Std. Error:     | 0.02 |                    |                  |                 |

| 2. Requirement for an import safety and security declaration |           |   |                 |      |                    | Response Percent | Response Total  |
|--|-----------|---|-----------------|------|--------------------|------------------|-----------------|
| 1  | Yes       |  |                 |      |                    | 57.1%            | 240             |
| 2  | No        |  |                 |      |                    | 35.2%            | 148             |
| 3  | N/A       |  |                 |      |                    | 7.6%             | 32              |
| <b>Analysis</b>  | Mean:     | 1.5   | Std. Deviation: | 0.63 | Satisfaction Rate: | 25.24            | answered<br>420 |
|  | Variance: | 0.4   | Std. Error:     | 0.03 |                    |                  |                 |

| 3. Products of animal origin |           |   |                 |      |                    | Response Percent | Response Total |     |
|------------------------------|-----------|---|-----------------|------|--------------------|------------------|----------------|-----|
| 1                            | Yes       |  |                 |      |                    | 39.5%            | 166            |     |
| 2                            | No        |  |                 |      |                    | 28.6%            | 120            |     |
| 3                            | N/A       |  |                 |      |                    | 31.9%            | 134            |     |
| <b>Analysis</b>              | Mean:     | 1.92  | Std. Deviation: | 0.84 | Satisfaction Rate: | 46.19            | answered       | 420 |
|                              | Variance: | 0.71  | Std. Error:     | 0.04 |                    |                  |                |     |




| 4. Fresh fruit and vegetables |           |   |                 |      |                    | Response Percent | Response Total |     |
|-------------------------------|-----------|---|-----------------|------|--------------------|------------------|----------------|-----|
| 1                             | Yes       |  |                 |      |                    | 32.4%            | 136            |     |
| 2                             | No        |  |                 |      |                    | 31.9%            | 134            |     |
| 3                             | N/A       |  |                 |      |                    | 35.7%            | 150            |     |
| <b>Analysis</b>               | Mean:     | 2.03  | Std. Deviation: | 0.82 | Satisfaction Rate: | 51.67            | answered       | 420 |
|                               | Variance: | 0.68  | Std. Error:     | 0.04 |                    |                  |                |     |




| 5. Understand that guarantees may be required for goods imported from the EU |           |   |                 |      |                    | Response Percent | Response Total |     |
|--|-----------|---|-----------------|------|--------------------|------------------|----------------|-----|
| 1  | Yes       |  |                 |      |                    | 72.6%            | 305            |     |
| 2  | No        |  |                 |      |                    | 23.6%            | 99             |     |
| 3  | N/A       |  |                 |      |                    | 3.8%             | 16             |     |
| <b>Analysis</b>  | Mean:     | 1.31  | Std. Deviation: | 0.54 | Satisfaction Rate: | 15.6             | answered       | 420 |
|  | Variance: | 0.29  | Std. Error:     | 0.03 |                    |                  |                |     |




## Do you understand the export procedures to facilitate movements from the UK to the EU?

|   | Yes         | No          | N/A         | Response Total |
|---|-------------|-------------|-------------|----------------|
| Customs procedures  | 82.9% (348) | 15.0% (63)  | 2.1% (9)    | 420            |
| Requirement for an export safety and security declaration | 56.2% (236) | 36.7% (154) | 7.1% (30)   | 420            |
| Products of animal origin                                 | 32.9% (138) | 34.0% (143) | 33.1% (139) | 420            |
| Fresh fruit and vegetables                                | 27.9% (117) | 35.2% (148) | 36.9% (155) | 420            |
| Import procedures into EU Member States                   | 56.2% (236) | 38.8% (163) | 5.0% (21)   | 420            |
|   |             |             | answered    | 420            |
|   |             |             | skipped     | 0              |

## Matrix Charts

| 1. Customs procedures |           |   |                 |      |                    | Response Percent | Response Total  |
|-----------------------|-----------|---|-----------------|------|--------------------|------------------|-----------------|
| 1                     | Yes       |  |                 |      |                    | 82.9%            | 348             |
| 2                     | No        |  |                 |      |                    | 15.0%            | 63              |
| 3                     | N/A       |  |                 |      |                    | 2.1%             | 9               |
| Analysis              | Mean:     | 1.19  | Std. Deviation: | 0.45 | Satisfaction Rate: | 9.64             | answered<br>420 |
|                       | Variance: | 0.2   | Std. Error:     | 0.02 |                    |                  |                 |

| 2. Requirement for an export safety and security declaration |           |   |                 |      |                    | Response Percent | Response Total  |
|--|-----------|---|-----------------|------|--------------------|------------------|-----------------|
| 1  | Yes       |  |                 |      |                    | 56.2%            | 236             |
| 2  | No        |  |                 |      |                    | 36.7%            | 154             |
| 3  | N/A       |  |                 |      |                    | 7.1%             | 30              |
| Analysis   | Mean:     | 1.51  | Std. Deviation: | 0.63 | Satisfaction Rate: | 25.48            | answered<br>420 |
|  | Variance: | 0.39  | Std. Error:     | 0.03 |                    |                  |                 |

| 3. Products of animal origin |     |   |  |  |  | Response Percent | Response Total |
|------------------------------|-----|---|--|--|--|------------------|----------------|
| 1                            | Yes |  |  |  |  | 32.9%            | 138            |
| 2                            | No  |  |  |  |  | 34.0%            | 143            |
| 3                            | N/A |  |  |  |  | 33.1%            | 139            |



| 3. Products of animal origin |           |      |                 |      |                    | Response Percent | Response Total |     |
|------------------------------|-----------|------|-----------------|------|--------------------|------------------|----------------|-----|
| Analysis                     | Mean:     | 2    | Std. Deviation: | 0.81 | Satisfaction Rate: | 50.12            | answered       | 420 |
|                              | Variance: | 0.66 | Std. Error:     | 0.04 |                    |                  |                |     |

| 4. Fresh fruit and vegetables |           |      |                 |      |                    | Response Percent | Response Total |     |
|-------------------------------|-----------|------|-----------------|------|--------------------|------------------|----------------|-----|
| 1                             | Yes       |      |                 |      |                    | 27.9%            | 117            |     |
| 2                             | No        |      |                 |      |                    | 35.2%            | 148            |     |
| 3                             | N/A       |      |                 |      |                    | 36.9%            | 155            |     |
| Analysis                      | Mean:     | 2.09 | Std. Deviation: | 0.8  | Satisfaction Rate: | 54.52            | answered       | 420 |
|                               | Variance: | 0.64 | Std. Error:     | 0.04 |                    |                  |                |     |



| 5. Import procedures into EU Member States |           |      |                 |      |                    | Response Percent | Response Total |     |
|--|-----------|------|-----------------|------|--------------------|------------------|----------------|-----|
| 1  | Yes       |      |                 |      |                    | 56.2%            | 236            |     |
| 2  | No        |      |                 |      |                    | 38.8%            | 163            |     |
| 3  | N/A       |      |                 |      |                    | 5.0%             | 21             |     |
| Analysis                                   | Mean:     | 1.49 | Std. Deviation: | 0.59 | Satisfaction Rate: | 24.4             | answered       | 420 |
|  | Variance: | 0.35 | Std. Error:     | 0.03 |                    |                  |                |     |

| How familiar are you with Common Transit procedures? |                   |      |                 |      |                    |       |                  |                |
|--|-------------------|------|-----------------|------|--------------------|-------|------------------|----------------|
|  |                   |      |                 |      |                    |       | Response Percent | Response Total |
| 1  | Very familiar     |      |                 |      |                    |       | 23.56%           | 98             |
| 2  | Fairly familiar   |      |                 |      |                    |       | 45.19%           | 188            |
| 3  | Not very familiar |      |                 |      |                    |       | 25.24%           | 105            |
| 4  | No knowledge      |      |                 |      |                    |       | 5.77%            | 24             |
| 5  | N/A               |      |                 |      |                    |       | 1.20%            | 5              |
| Analysis   | Mean:             | 2.17 | Std. Deviation: | 0.89 | Satisfaction Rate: | 29.21 | answered         | 420            |
|  | Variance:         | 0.8  | Std. Error:     | 0.04 |                    |       | skipped          | 0              |



**Are you aware that the Northern Ireland Protocol requires Customs/Regulatory checks for goods moving for UK mainland to Northern Ireland?**

|                 |           |   |                 |      |                    | Response Percent | Response Total |     |
|-----------------|-----------|---|-----------------|------|--------------------|------------------|----------------|-----|
| 1               | Yes       |  |                 |      |                    | 66.43%           | 279            |     |
| 2               | No        |  |                 |      |                    | 33.57%           | 141            |     |
| <b>Analysis</b> | Mean:     | 1.34  | Std. Deviation: | 0.47 | Satisfaction Rate: | 33.57            | answered       | 420 |
|                 | Variance: | 0.22  | Std. Error:     | 0.02 |                    |                  | skipped        | 0   |



**Do you believe that the UK and EU should agree an extension to the current transition period which currently ends on 31st December 2020?**

|                 |           |  |                 |      |                    | Response Percent | Response Total |     |
|-----------------|-----------|--|-----------------|------|--------------------|------------------|----------------|-----|
| 1               | Yes       |  |                 |      |                    | 72.14%           | 303            |     |
| 2               | No        |  |                 |      |                    | 27.86%           | 117            |     |
| <b>Analysis</b> | Mean:     | 1.28   | Std. Deviation: | 0.45 | Satisfaction Rate: | 27.86            | answered       | 420 |
|                 | Variance: | 0.2  | Std. Error:     | 0.02 |                    |                  | skipped        | 0   |

**Please could you please indicate your preferred extension period.**

|                 |           |   |                 |      |                    | Response Percent | Response Total |     |
|-----------------|-----------|---|-----------------|------|--------------------|------------------|----------------|-----|
| 1               | One year  |  |                 |      |                    | 37.83%           | 115            |     |
| 2               | Two years |  |                 |      |                    | 62.17%           | 189            |     |
| <b>Analysis</b> | Mean:     | 1.62  | Std. Deviation: | 0.48 | Satisfaction Rate: | 62.17            | answered       | 304 |
|                 | Variance: | 0.24  | Std. Error:     | 0.03 |                    |                  | skipped        | 116 |



**Do you currently feel that you have enough staff to handle the additional customs/regulatory requirements stemming from EU exit?**



|                 |           |   |                 |      |                    | Response Percent | Response Total |     |
|-----------------|-----------|---|-----------------|------|--------------------|------------------|----------------|-----|
| 1               | Yes       |  |                 |      |                    | 50.24%           | 211            |     |
| 2               | No        |  |                 |      |                    | 49.76%           | 209            |     |
| <b>Analysis</b> | Mean:     | 1.5   | Std. Deviation: | 0.5  | Satisfaction Rate: | 49.76            | answered       | 420 |
|                 | Variance: | 0.25  | Std. Error:     | 0.02 |                    |                  | skipped        | 0   |

**If there is no extension to the transition period do you believe that:-**

|  | Yes         | No          | Response Total |
|--|-------------|-------------|----------------|
| You will be able to recruit sufficient staff to undertake the additional work? | 48.8% (102) | 51.2% (107) | 209            |
| Train them adequately?   | 39.2% (82)  | 60.8% (127) | 209            |
|  |             | answered    | 209            |
|  |             | skipped     | 211            |

### Matrix Charts

| 1. You will be able to recruit sufficient staff to undertake the additional work? |           |   |                 |      |                    | Response Percent | Response Total |     |
|---|-----------|---|-----------------|------|--------------------|------------------|----------------|-----|
| 1   | Yes       |  |                 |      |                    | 48.8%            | 102            |     |
| 2   | No        |  |                 |      |                    | 51.2%            | 107            |     |
| <b>Analysis</b>   | Mean:     | 1.51  | Std. Deviation: | 0.5  | Satisfaction Rate: | 51.2             | answered       | 209 |
|   | Variance: | 0.25  | Std. Error:     | 0.03 |                    |                  |                |     |

| 2. Train them adequately? |           |   |                 |      |                    | Response Percent | Response Total |     |
|---------------------------|-----------|---|-----------------|------|--------------------|------------------|----------------|-----|
| 1                         | Yes       |  |                 |      |                    | 39.2%            | 82             |     |
| 2                         | No        |  |                 |      |                    | 60.8%            | 127            |     |
| <b>Analysis</b>           | Mean:     | 1.61  | Std. Deviation: | 0.49 | Satisfaction Rate: | 60.77            | answered       | 209 |
|                           | Variance: | 0.24  | Std. Error:     | 0.03 |                    |                  |                |     |